

Bullfrog Creek Community Development District

Board of Supervisors

Esther Melvin, Chairman
Nanda Shrestha, Vice Chairperson
Susan Blaylock, Assistant Secretary
Joshua Kowalke, Assistant Secretary
Jesus M. Sosa-Burgos, Assistant Secretary

Rick Reidt, District Manager
Whitney Sousa, District Counsel
Tonja Stewart, District Engineer

Regular Meeting Agenda

Tuesday, July 11, 2023, at 6:00 p.m.

Meeting ID: 861 7487 9909

Passcode: 437692

Zoom Link: <https://us06web.zoom.us/j/86174879909?pwd=RGtYWmVISnBIRWZlVhWmWl1iTEE2UT09>

The Regular Meeting of **Bullfrog Creek Community Development District** will be held on **July 11, 2023, at 6:00 P.M. at The Ventana Clubhouse located at 11101 Ventana Groves Blvd. Riverview FL 33578. Please let us know 24 hours before the meeting if you wish to call in for the meeting.**

All cellular phones and pagers must be turned off during the meeting.

1. CALL TO ORDER/ROLL CALL

2. PUBLIC COMMENT ON AGENDA ITEMS

3. STAFF REPORTS

- A. District Counsel
- B. District Engineer
- C. District Manager

4. BUSINESS ITEMS

- A. Discussion on Greenview Landscaping
- B. General Matters of the District

5. CONSENT AGENDA

- A. Consideration of Board of Supervisors Regular Meeting Minutes May 09, 2023,.....Tab 01
- B. Consideration of Operations and Maintenance Expenditures April 2023Tab 02
- C. Consideration of Operations and Maintenance Expenditures May 2023.....Tab 03
- D. Review of Financial Statements through May 31, 2023,.....Tab 04

6. SUPERVISOR REQUESTS AND AUDIENCE COMMENTS

7. ADJOURNMENT

We look forward to speaking with you at the meeting. In the meantime, if you have any questions, please do.
Sincerely,

Rick Reidt

District Manager

District Office

Inframark
2005 Pan Am Circle Suite 300
Tampa, Florida 33607
(813) 873 – 7300

Meeting Location:

Ventana Clubhouse
11101 Ventana Groves Blvd.
Riverview FL 33578

BULLFROG CREEK COMMUNITY DEVELOPMENT DISTRICT

May 09, 2023, Minutes of the Regular Meeting

MINUTES OF THE REGULAR MEETING

The Regular Meeting of the Board of Supervisors of the Bullfrog Creek Community Development District was held on **Tuesday, May 09, 2023, at 6:00 p.m.** at the Ventana Clubhouse located at 11101 Ventana Groves Blvd., Riverview, FL 33578.

1. CALL TO ORDER/ROLL CALL

Rick Reidt called the Regular Meeting of the Board of Supervisors of the Bullfrog Creek Community Development District to order on **Tuesday, May 09, 2023, at 6:00 p.m.**

Board Members Attending and Constituting a Quorum:

Esther Melvin	Chairman
Nanda Shrestha	Vice-Chair
Susan Blaylock	Supervisor
Joshua Kowalke	Supervisor

Staff Members Present:

Rick Reidt	District Manager, Inframark
------------	-----------------------------

There was one audience member in attendance.

2. PUBLIC COMMENT ON AGENDA ITEMS

There were no public audience comments.

3. STAFF REPORTS

- A. District Counsel**
- B. District Engineer**

The District Engineer or Counsel were not present and no reports currently.

C. District Manager

Mr. Reidt reviewed the action items with the Board and informed the Board that we added the two monuments at east side to the policy as they were not insured.

4. BUSINESS ITEMS

- A. Consideration of Resolution 2023-02; Approving the Proposed Fiscal Year 2024 Budget & Setting Public Hearing**

Mr. Reidt reviewed with the Board with no changes made except for one adjustment noted by Mr. Reidt.

MOTION TO: Approve Resolution 2023-02 with Mr. Reidt's correction.
MADE BY: Supervisor Melvin
SECONDED BY: Supervisor Shrestha
RESULT: Called to Vote: Motion PASSED
4/0 - Motion passed unanimously.

B. Consideration of Resolution 2023-03; Authorization of Spending Limits

The Board reviewed the resolution and Mr. Reidt briefly discussed the reasoning for the resolution.

MOTION TO: Approve Resolution 2023-03 as stated.
MADE BY: Supervisor Melvin
SECONDED BY: Supervisor Shrestha
RESULT: Called to Vote: Motion PASSED
4/0 - Motion passed unanimously.

C. Annual Notice of Qualified Electors

Mr. Reidt Announced the Notice of Qualified Electors to the Board.

D. General Matters of the District

Mr. Reidt reviewed status of East dog stations with the Board.

There were no additional general matters of the District.

5. CONSENT AGENDA

A. Consideration of Board of Supervisors Regular Meeting Minutes April 11, 2023

B. Consideration of Operations and Maintenance Expenditures March 2023

The Board reviewed the Consent Agenda items A and B with a motion to approve.

MOTION TO: Approve the Consent Agenda items A and B.
MADE BY: Supervisor Melvin
SECONDED BY: Supervisor Shrestha
RESULT: Called to Vote: Motion PASSED
4/0 - Motion passed unanimously.

C. Review of Financial Statements through March 31, 2023

Mr. Reidt briefly reviewed the March 31st financial statements with the Board.

6. SUPERVISOR REQUESTS AND AUDIENCE COMMENTS

Supervisor Kowalke briefly commented and made some request as follows:

- Painting of signs has not been completed yet, please follow up.
- Quotes to bring annuals back three and four rotations annually with irrigation updates.
- Greenview needs to add more society garlic on inside of gate on west side.
- Purchase flags for west to place on holidays. Mr. Kowalke will store, and place as needed for holidays.

The Board approved and motioned for a not to exceed of \$1,200 for six (6) flags.

MOTION TO:	Approve not to exceed of \$1,200 for six (6) flags.
MADE BY:	Supervisor Melvin
SECONDED BY:	Supervisor Kowalke
RESULT:	Called to Vote: Motion PASSED 4/0 - Motion passed unanimously.

Supervisor Melvin briefly stated the South end of shell train needs supplemented. Mr. Reidt will approve.

There were no audience comments or questions.

7. ADJOURNMENT

Mr. Reidt declared the Regular Meeting adjourned at 6:34 P.M.

**These minutes were done in summary format.*

**The entire meeting is available on audio recording.*

**Each person who decides to appeal any decision made by the Board with respect to any matter considered at the meeting is advised that person may need to ensure that a verbatim record of the proceedings is made, including the testimony and evidence upon which such appeal is to be based.*

Meeting minutes were approved at a meeting by vote of the Board of Supervisors at a publicly noticed meeting held on _____.

Signature

Signature

Printed Name

Printed Name

Title:

☐ **Chairman**

☐ **Vice Chairman**

Title:

☐ **Secretary**

☐ **Assistant Secretary**

Recorded by Records Administrator

Signature

Date

Official District Seal

BULLFROG CREEK CDD
Summary of Operations and Maintenance Invoices

Vendor	Invoice/Account Number	Amount	Vendor Total	Comments/Description
Monthly Contract				
FIRST CHOICE AQUATIC WEED MANAGEMENT, LLC	82630	\$119.00		WATERWAY SERVICES - APRIL 2023 - WEST
FIRST CHOICE AQUATIC WEED MANAGEMENT, LLC	82658	\$262.00	\$381.00	WATERWAY SERVICES - 4 WATERWAYS APRIL 2023 - EAST
Monthly Contract Subtotal		\$381.00		
Variable Contract				
ESTHER RENEE MELVIN	EM 040623	\$200.00		SUPERVISOR FEE 04/06/23
JESUS M. SOSA BURGOS	JS 040623	\$200.00		SUPERVISOR FEE 04/06/23
NANDA R. SHRESTHA	NS 040123	\$200.00		SUPERVISOR FEE 04/06/23
SUSAN BLAYLOCK	SB 040623	\$200.00		SUPERVISOR FEE 04/06/23
Variable Contract Subtotal		\$800.00		
Utilities				
BOCC	6329271129 040423	\$625.53		WATER SERVICE 02/27/23-03/28/23 - WEST
TECO	211007106167 040623	\$1,901.51		ELECTRICITY SERVICES 03/03/23-03/31/23 - WEST
TECO	221006470571 040623	\$3,782.10	\$5,683.61	ELECTRICITY SERVICES 03/03/23-03/31/23 - EAST
Utilities Subtotal		\$6,309.14		
Regular Services				
BULLFROG CREEK CDD	04052023-1	\$2,757.22		SERIES 2015 FY23 TAX DIST ID 616
BULLFROG CREEK CDD	04052023-2	\$5,844.17	\$8,601.39	SERIES 2017 FY23 TAX DIST ID 616
EGIS INSURANCE	18172	\$630.00		ADD PROP-MONUMENTS
Regular Services Subtotal		\$9,231.39		
Additional Services				
Additional Services Subtotal		\$0.00		
TOTAL		\$16,721.53		

Approved (with any necessary revisions noted):

Signature: _____



Job Name: _____
Customer Number: 405 Customer: FCA - BULLFROG CREEK
Technician: Ed
Date: 04/05/2023 Time: 12:57 PM
Customer Signature: _____

<u>CLARITY</u>	<u>FLOW</u>	<u>METHOD</u>	<u>CARP PROGRAM</u>	<u>WATER LEVEL</u>	<u>WEATHER</u>
<input type="checkbox"/> < 1'	<input type="checkbox"/> None	<input checked="" type="checkbox"/> ATV	<input type="checkbox"/> Carp observed	<input type="checkbox"/> High	<input checked="" type="checkbox"/> Clear
<input type="checkbox"/> 1-2'	<input type="checkbox"/> Slight	<input type="checkbox"/> Airboat	<input type="checkbox"/> Barrier Inspected	<input checked="" type="checkbox"/> Normal	<input type="checkbox"/> Cloudy
<input type="checkbox"/> 2-4'	<input type="checkbox"/> Visible	<input type="checkbox"/> Backpack		<input type="checkbox"/> Low	<input checked="" type="checkbox"/> Windy
<input type="checkbox"/> > 4'					<input type="checkbox"/> Rainy

<input type="checkbox"/> Alligator	<input type="checkbox"/> Catfish	<input type="checkbox"/> Gallinules	<input type="checkbox"/> Osprey	<input type="checkbox"/> Woodstork
<input type="checkbox"/> Anhinga	<input type="checkbox"/> Coots	<input type="checkbox"/> Gambusia	<input type="checkbox"/> Otter	<input checked="" type="checkbox"/> Ducks
<input type="checkbox"/> Bass	<input type="checkbox"/> Cormorant	<input type="checkbox"/> Herons	<input type="checkbox"/> Snakes	<input type="checkbox"/>
<input type="checkbox"/> Bream	<input type="checkbox"/> Egrets	<input type="checkbox"/> Ibis	<input checked="" type="checkbox"/> Turtles	

<input type="checkbox"/> Arrowhead	<input type="checkbox"/> Bulrush	<input type="checkbox"/> Golden Canna
<input checked="" type="checkbox"/> Bacopa	<input type="checkbox"/> Chara	<input checked="" type="checkbox"/> Gulf Spikerush
<input type="checkbox"/> Blue Flag Iris	<input type="checkbox"/> Cordgrass	<input type="checkbox"/> Lily

☐ Naiad ☐ _____

☐ Pickerelweed

☒ Soft Rush ☐

Invoice

First Choice Aquatic Weed Management, LLC

P.O. Box 593258
Orlando, FL 32859

Phone: 407-859-2020
Fax: 407-859-3275

Date	Invoice #
4/10/2023	82658

Bill To
Twin Creeks c/o Inframark 2005 Pan Am Circle, Suite 300 Tampa, FL 33607

Customer P.O. No.	Payment Terms	Due Date
	Net 30	5/10/2023

Description	Amount
Monthly waterway service for 4 waterways associated with Twin Creeks.	262.00

Thank you for your business.

Total	\$262.00
Payments/Credits	\$0.00
Balance Due	\$262.00



Job Name: _____
Customer Number: 441 Customer: FCA - TWIN CREEKS
Technician: Ed
Date: 04/03/2023 Time: 02:05 PM
Customer Signature: _____

<u>CLARITY</u>	<u>FLOW</u>	<u>METHOD</u>	<u>CARP PROGRAM</u>	<u>WATER LEVEL</u>	<u>WEATHER</u>
<input type="checkbox"/> < 1'	<input checked="" type="checkbox"/> None	<input checked="" type="checkbox"/> ATV	<input type="checkbox"/> Boat	<input type="checkbox"/> High	<input checked="" type="checkbox"/> Clear
<input checked="" type="checkbox"/> 1-2'	<input type="checkbox"/> Slight	<input type="checkbox"/> Airboat	<input type="checkbox"/> Truck	<input type="checkbox"/> Normal	<input type="checkbox"/> Cloudy
<input type="checkbox"/> 2-4'	<input type="checkbox"/> Visible	<input type="checkbox"/> Backpack	<input type="checkbox"/> Carp observed	<input checked="" type="checkbox"/> Low	<input type="checkbox"/> Windy
<input type="checkbox"/> > 4'			<input type="checkbox"/> Barrier Inspected		<input type="checkbox"/> Rainy

<input type="checkbox"/> Alligator	<input type="checkbox"/> Catfish	<input type="checkbox"/> Gallinules	<input type="checkbox"/> Osprey	<input type="checkbox"/> Woodstork
<input type="checkbox"/> Anhinga	<input type="checkbox"/> Coots	<input type="checkbox"/> Gambusia	<input type="checkbox"/> Otter	<input checked="" type="checkbox"/> Ducks
<input type="checkbox"/> Bass	<input type="checkbox"/> Cormorant	<input checked="" type="checkbox"/> Herons	<input type="checkbox"/> Snakes	<input checked="" type="checkbox"/> Sandhill cranes
<input type="checkbox"/> Bream	<input type="checkbox"/> Egrets	<input type="checkbox"/> Ibis	<input checked="" type="checkbox"/> Turtles	

<input type="checkbox"/> Arrowhead	<input type="checkbox"/> Bulrush	<input type="checkbox"/> Golden Canna
<input type="checkbox"/> Bacopa	<input type="checkbox"/> Chara	<input type="checkbox"/> Gulf Spikerush
<input type="checkbox"/> Blue Flag Iris	<input type="checkbox"/> Cordgrass	<input type="checkbox"/> Lily

☐ Naiad ☐ _____

☐ Pickerelweed

☒ Soft Rush ☐

BULLFROG CREEK CDD

MEETING DATE: April 06, 2023

DMS Staff Signature




SUPERVISORS	CHECK IF IN ATTENDANCE	STATUS	PAYMENT AMOUNT
Joshua Kowalke		Salary Accepted	\$200.00
Esther Melvin	yes	Salary Accepted	\$200.00
Susan Blaylock	yes	Salary Accepted	\$200.00
Nanda Shrestha	yes	Salary Accepted	\$200.00
Jesus M. Sosa	yes	Salary Accepted	\$200.00

EM 040623

BULLFROG CREEK CDD

MEETING DATE: April 06, 2023

DMS Staff Signature



SUPERVISORS	CHECK IF IN ATTENDANCE	STATUS	PAYMENT AMOUNT
Joshua Kowalke		Salary Accepted	\$200.00
Esther Melvin	yes	Salary Accepted	\$200.00
Susan Blaylock	yes	Salary Accepted	\$200.00
Nanda Shrestha	yes	Salary Accepted	\$200.00
Jesus M. Sosa	yes	Salary Accepted	\$200.00

JS 040623

BULLFROG CREEK CDD

MEETING DATE: April 06, 2023

DMS Staff Signature



SUPERVISORS	CHECK IF IN ATTENDANCE	STATUS	PAYMENT AMOUNT
Joshua Kowalke		Salary Accepted	\$200.00
Esther Melvin	yes	Salary Accepted	\$200.00
Susan Blaylock	yes	Salary Accepted	\$200.00
Nanda Shrestha	yes	Salary Accepted	\$200.00
Jesus M. Sosa	yes	Salary Accepted	\$200.00

NS 040623

BULLFROG CREEK CDD

MEETING DATE: April 06, 2023

DMS Staff Signature



SUPERVISORS	CHECK IF IN ATTENDANCE	STATUS	PAYMENT AMOUNT
Joshua Kowalke		Salary Accepted	\$200.00
Esther Melvin	yes	Salary Accepted	\$200.00
Susan Blaylock	yes	Salary Accepted	\$200.00
Nanda Shrestha	yes	Salary Accepted	\$200.00
Jesus M. Sosa	yes	Salary Accepted	\$200.00

SB 040623



Hillsborough
County Florida

CUSTOMER NAME	ACCOUNT NUMBER	BILL DATE	DUE DATE
BULLFROG CREEK COMMUNITY DEV DISTRICT	6329271129	04/04/2023	04/25/2023

Service Address: 12710 BULLFROG CREEK RD

S-Page 1 of 1

METER NUMBER	PREVIOUS DATE	PREVIOUS READ	PRESENT DATE	PRESENT READ	CONSUMPTION	READ TYPE	METER DESCRIPTION
60880740	02/27/2023	45972	03/28/2023	46330	35800 GAL	ACTUAL	WATER

Service Address Charges

Customer Service Charge	\$5.28
Purchase Water Pass-Thru	\$108.12
Water Base Charge	\$378.48
Water Usage Charge	\$32.22

Miscellaneous Charges

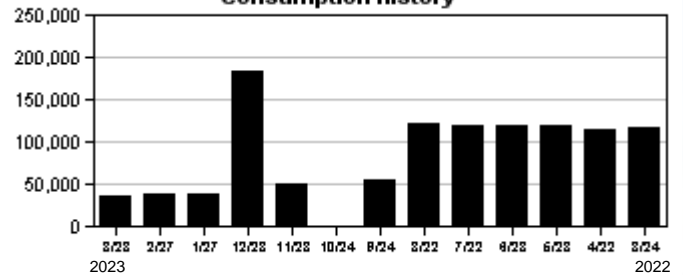
Late Payment Charge	\$101.43
Total Miscellaneous Charges	\$101.43

Summary of Account Charges

Previous Balance	\$2,028.65
Net Payments - Thank You	\$-845.14
Past Due Amount	\$1,183.51
Bill Adjustments	\$101.43
Bill Corrections	\$-666.78
Total Account Charges	\$524.10

AMOUNT DUE	\$1,142.26
-------------------	-------------------

Consumption History



Hillsborough
County Florida

Make checks payable to: **BOCC**

ACCOUNT NUMBER: 6329271129



ELECTRONIC PAYMENTS BY CHECK OR

Automated Payment Line: (813) 276 8526
Internet Payments: HCFLGov.net/WaterBill
Additional Information: HCFLGov.net/Water



**** NOTICE ** THE BALANCE REFLECTS A PAST DUE AMOUNT TO AVOID DISCONNECTION OF SERVICE, PAYMENT MUST BE RECEIVED BY 3:00 P.M. ON THE DUE DATE**



BULLFROG CREEK COMMUNITY DEV DISTRICT
2005 PAN AM CIRCLE, SUITE 300
TAMPA FL 33607-6008

867 8

DUE DATE	04/25/2023
AMOUNT DUE	\$1,142.26
AMOUNT PAID	

0063292711296 00001142264

Statement Date: 04/06/2023

Account: 211007106167

BULLFROG CREEK CDD
BULLFROG CREEK PRESERVE RD
GIBSONTOWN, FL 33534-0000

Current month's charges:	\$1,901.51
Total amount due:	\$1,901.51
Payment Due By:	04/27/2023

Your Account Summary

Previous Amount Due	\$1,894.01
Payment(s) Received Since Last Statement	-\$1,894.01
Current Month's Charges	\$1,901.51
Total Amount Due	\$1,901.51

A one-stop shop to manage your account.



- Report an outage
- Check the status of your account
- Review and pay your balance
- Access your billing and payment history
- Monitor your energy use
- Sign up for notifications and programs

Log in at **TECOaccount.com** today!

Amount not paid by due date may be assessed a late payment charge and an additional deposit.

Yard project?
Avoid damage and fines

Learn more at TampaElectric.com/811



WAIT two business days



Start DIGGING!

To ensure prompt credit, please return stub portion of this bill with your payment. Make checks payable to TECO.



WAYS TO PAY YOUR BILL



See reverse side for more information

Account: 211007106167

Current month's charges:	\$1,901.51
Total amount due:	\$1,901.51
Payment Due By:	04/27/2023

Amount Enclosed

\$

637803714484



BULLFROG CREEK CDD
2005 PAN AM CIRCLE SUITE 300
TAMPA, FL 33607

MAIL PAYMENT TO:
TECO
P.O. BOX 31318
TAMPA, FL 33631-3318

Account: 211007106167
Statement Date: 04/06/2023
Current month's charges due 04/27/2023

Details of Charges – Service from 03/03/2023 to 03/31/2023

Service for: BULLFROG CREEK PRESERVE RD, GIBSONTOWN, FL 33534-0000

Rate Schedule: Lighting Service

Lighting Service Items LS-1 (Bright Choices) for 29 days

Lighting Energy Charge	1004 kWh @ \$0.03511/kWh	\$35.25
Fixture & Maintenance Charge	41 Fixtures	\$653.91
Lighting Pole / Wire	41 Poles	\$1139.39
Lighting Fuel Charge	1004 kWh @ \$0.05169/kWh	\$51.90
Storm Protection Charge	1004 kWh @ \$0.01466/kWh	\$14.72
Clean Energy Transition Mechanism	1004 kWh @ \$0.00036/kWh	\$0.36
Storm Surcharge	1004 kWh @ \$0.00326/kWh	\$3.27
Florida Gross Receipt Tax		\$2.71

Lighting Charges **\$1,901.51**

Total Current Month's Charges **\$1,901.51**

00000678-0001937-Page 7 of 8





ACCOUNT INVOICE

tampaelectric.com

f t p s in

Received

Statement Date: 04/06/2023

Account: 221006470571

APR 10 2023

BULLFROG CREEK CDD
9914 COWLEY RD
RIVERVIEW, FL 33578-7521

Current month's charges:	\$3,782.10
Total amount due:	\$3,782.10
Payment Due By:	04/27/2023

Your Account Summary

Previous Amount Due	\$3,772.07
Payment(s) Received Since Last Statement	-\$3,772.07
Current Month's Charges	\$3,782.10
Total Amount Due	\$3,782.10

A one-stop shop to manage your account.



- Report an outage
- Check the status of your account
- Review and pay your balance
- Access your billing and payment history
- Monitor your energy use
- Sign up for notifications and programs

Log in at TECOaccount.com today!

Amount not paid by due date may be assessed a late payment charge and an additional deposit.

Yard project?

Avoid damage and fines

Learn more at TampaElectric.com/811



To ensure prompt credit, please return stub portion of this bill with your payment. Make checks payable to TECO.



WAYS TO PAY YOUR BILL



See reverse side for more information.

Account: 221006470571

Current month's charges:	\$3,782.10
Total amount due:	\$3,782.10
Payment Due By:	04/27/2023
Amount Enclosed	\$

640272849095

00000678 02 AV 0.47 33607 FTECO104062323095610 00000 03 01000000 014 02 14254 004



BULLFROG CREEK CDD
2005 PAN AM CIRCLE SUITE 300
TAMPA, FL 33607-6008

MAIL PAYMENT TO:
TECO
P.O. BOX 31318
TAMPA, FL 33631-3318

6402728490952210064705710000003782106

Account: 221006470571
Statement Date: 04/06/2023
Current month's charges due 04/27/2023

Details of Charges – Service from 03/03/2023 to 03/31/2023

Service for: 9914 COWLEY RD, RIVERVIEW, FL 33578-7521

Rate Schedule: Lighting Service

Lighting Service Items LS-1 (Bright Choices) for 29 days

Lighting Energy Charge	1344 kWh @ \$0.03511/kWh	\$47.19
Fixture & Maintenance Charge	66 Fixtures	\$1657.92
Lighting Pole / Wire	66 Poles	\$1979.34
Lighting Fuel Charge	1344 kWh @ \$0.05169/kWh	\$69.47
Storm Protection Charge	1344 kWh @ \$0.01466/kWh	\$19.70
Clean Energy Transition Mechanism	1344 kWh @ \$0.00036/kWh	\$0.48
Storm Surcharge	1344 kWh @ \$0.00326/kWh	\$4.38
Florida Gross Receipt Tax		\$3.62

Lighting Charges

\$3,782.10

Total Current Month's Charges

\$3,782.10

00000678-0001935- Page 3 of 8



CHECK REQUEST FORM
Bullfrog Creek

Date:	4/7/2023
Invoice#:	04052023-1
Vendor#:	V00037
Vendor Name:	Bullfrog Creek
Pay From:	Wells Fargo Acct# 6988
Description:	Series 2015 - FY 23 Tax Dist. ID 616
Code to:	200.103200.1000
Amount:	\$2,757.22
Requested By:	<div>4/7/2023</div> <div><u>Teresa Farlow</u></div>

BULLFROG CREEK CDD

DISTRICT CHECK REQUEST

Today's Date 4/5/2023
Check Amount \$2,757.22
Payable To Bullfrog Creek CDD
Check Description Series 2015 - FY 23 Tax Dist. ID 616
Special Instructions Do not mail. Please give to Eric

(Please attach all supporting documentation: invoices, receipts, etc.)

Eric

Authorization

DM	
Fund	<u>001</u>
G/L	<u>20702</u>
Object Code	
Chk #	_____ Date _____

BULLFROG CREEK CDD

TAX REVENUE RECEIPTS AND TRANSFER SCHEDULE FISCAL YEAR 2023, TAX YEAR 2022

	Dollar Amounts	Fiscal Year 2023 Percentages	
Net O&M	266,227.53	39.682%	0.396800
Net DS 2015	129,720.00	19.335%	0.193400
Net DS 2017	274,952.26	40.983%	0.409800
Net Total	670,899.79	100.0000%	1.000000

Date Received	Amount Received	39.68%	39.68%	19.34%	19.34%	40.98%	40.98%	Proof	Distribution Number & Date Transferred	Payments (CDD check #)
		Raw Numbers Operations Revenue	Rounded Operations Revenue	Raw Numbers 2015 Debt Service Revenue	Rounded 2015 Debt Service Revenue	Raw Numbers 2017 Debt Service Revenue	Rounded 2017 Debt Service Revenue			
11/3/2022	956.91	379.72	379.72	185.02	185.02	392.17	392.17	-	595	2100
11/16/2022	18,526.21	7,351.60	7,351.60	3,582.08	3,582.08	7,592.52	7,592.52	0.01	598	2100
11/22/2022	9,611.02	3,813.86	3,813.86	1,858.31	1,858.31	3,938.85	3,938.85	-	599	2100
11/28/2022	39,979.02	15,864.54	15,864.54	7,730.03	7,730.03	16,384.45	16,384.45	-	600	2113
12/6/2022	488,551.30	193,867.71	193,867.71	94,462.50	94,462.50	200,221.08	200,221.08	0.01	602	2105/2104
12/13/2022	45,386.05	18,010.17	18,010.17	8,775.50	8,775.50	18,600.39	18,600.39	(0.01)	604	2117
1/5/2023	45,483.05	18,048.66	18,048.66	8,794.25	8,794.25	18,640.14	18,640.14	-	606	2129
1/23/2023	301.16	119.51	119.51	58.23	58.23	123.42	123.42	-	Int	
2/3/2023	\$1,962.82	778.89	778.89	379.52	379.52	804.41	804.41	-	610	2131
4/5/2023	\$14,260.11	5,658.72	5,658.72	2,757.22	2,757.22	5,844.17	5,844.17	-	616	
		-	-	-	-	-	-	-		
		-	-	-	-	-	-	-		
		-	-	-	-	-	-	-		
		-	-	-	-	-	-	-		
TOTAL	665,017.65	263,893.37	263,893.37	128,582.68	128,582.68	272,541.60	272,541.60	-		
Net Total on Roll	670,899.79		266,227.53		129,720.00		274,952.26	0		
Collection Surplus / (Deficit)	(5,882.14)		(2,334.16)		(1,137.32)		(2,410.66)			

Hillsborough County Tax Collector - Distribution of Property Tax Summary by Agency for 03-01-2023 to 03-31-2023 dated 04-06-2023 - Run 04/05/2023 10:04AM

Distribution ID	Act System Num	Agency Code	Funding Agency	Tax	Fees	Penalty	Interest	Discount	Allocated	Commission	Distributed Amt
616	DN022103	FNSD 00103	MIRABELLA CDD	2,411.60	0.00	0.00	0.00	0.00	2,421.60	48.43	2,373.17
616	DN022105	FNSD 00105	K-BAR RANCH CDD	35,918.28	0.00	0.00	0.00	-60.08	35,898.20	717.96	35,180.24
616	DN022106	FNSD 00106	EASTON PARK CDD	27,714.86	0.00	0.00	0.00	0.00	27,714.86	554.30	27,160.56
616	DN022107	FNSD 00107	THE HEIGHTS CDD	26,598.64	0.00	0.00	0.00	0.00	26,598.64	531.97	26,066.67
616	DN022108	FNSD 00108	WATERLEAF CDD	22,912.16	0.00	0.00	0.00	0.00	22,912.16	458.24	22,453.92
616	DN022110	FNSD 00110	HAWK'S POINT CDD	14,768.96	0.00	0.00	0.00	-21.67	14,768.29	295.37	14,472.92
616	DN022112	FNSD 00112	CHANNING PARK CDD	4,189.79	0.00	0.00	0.00	0.00	4,189.79	83.80	4,105.99
616	DN022114	FNSD 00114	FOREST BROOKE CDD	25,431.63	0.00	0.00	0.00	-27.76	25,431.63	508.63	24,923.00
616	DN022115	FNSD 00115	SPRING LAKE CDD	23,901.62	0.00	0.00	0.00	-33.17	23,868.45	477.37	23,391.08
616	DN022116	FNSD 00116	WATERSET NORTH CDD	53,267.14	0.00	0.00	0.00	0.00	53,267.14	1,065.34	52,201.80
616	DN022118	FNSD 00118	MAGNOLIA PARK CDD	3,400.28	0.00	0.00	0.00	0.00	3,400.28	68.00	3,332.28
616	DN022120	FNSD 00119	TRIPLE CREEK CDD	458,504.27	0.00	0.00	0.00	-465.08	458,039.19	9,160.79	448,878.40
616	DN022121	FNSD 00096	CORDOBA RANCH CDD	24,948.29	0.00	0.00	0.00	0.00	24,948.29	498.96	24,449.33
616	DN022124	FNSD 00124	FISHHAWK IV CDD	56,202.33	0.00	0.00	0.00	0.00	56,202.33	1,124.05	55,078.28
616	DN022125	FNSD 00125	PARK CREEK CDD	14,904.13	0.00	0.00	0.00	0.00	14,904.13	298.08	14,606.05
616	DN022126	FNSD 00126	HIDDEN CREEK CDD	11,994.34	0.00	0.00	0.00	0.00	11,994.34	239.88	11,754.46
616	DN022128	FNSD 00128	BULLFROG CREEK CDD	14,551.13	0.00	0.00	0.00	0.00	14,551.13	291.02	14,260.11
616	DN022129	FNSD 00129	DG FARMS CDD	16,462.74	0.00	0.00	0.00	0.00	16,462.74	329.26	16,133.48
616	DN022130	FNSD 00130	ENCORE CDD	9,848.99	0.00	0.00	0.00	0.00	9,848.99	196.98	9,652.01
616	DN022131	FNSD 00131	LA COLLINA CDD	10,888.74	0.00	0.00	0.00	0.00	10,888.74	217.77	10,670.97
616	DN022132	FNSD 00132	BALLENTRAE HILLSBOROUGH CDD	9,606.11	0.00	0.00	0.00	0.00	9,606.11	192.12	9,413.99
616	DN022133	FNSD 00133	WYNNMERE WEST CDD	4,907.32	0.00	0.00	0.00	0.00	4,907.32	98.15	4,809.17

CHECK REQUEST FORM
Bullfrog Creek

Date:	4/7/2023
Invoice#:	04052023-2
Vendor#:	V00037
Vendor Name:	Bullfrog Creek
Pay From:	Wells Fargo Acct# 6988
Description:	Series 2017 - FY 23 Tax Dist. ID 616
Code to:	200.103200.1000
Amount:	\$5,844.17
Requested By:	4/7/2023 Teresa Farlow

BULLFROG CREEK CDD

DISTRICT CHECK REQUEST

Today's Date 4/5/2023
Check Amount \$5,844.17
Payable To Bullfrog Creek CDD
Check Description Series 2017 - FY 23 Tax Dist. ID 616
Special Instructions Do not mail. Please give to Eric

(Please attach all supporting documentation: invoices, receipts, etc.)

Eric

Authorization

DM	_____		
Fund	<u>001</u>	_____	
G/L	<u>20702</u>	_____	
Object Code	_____		
Chk	#	_____	Date _____

BULLFROG CREEK CDD

TAX REVENUE RECEIPTS AND TRANSFER SCHEDULE FISCAL YEAR 2023, TAX YEAR 2022

	Dollar Amounts	Fiscal Year 2023 Percentages	
Net O&M	266,227.53	39.682%	0.396800
Net DS 2015	129,720.00	19.335%	0.193400
Net DS 2017	274,952.26	40.983%	0.409800
Net Total	670,899.79	100.0000%	1.000000

Date Received	Amount Received	39.68%	39.68%	19.34%	19.34%	40.98%	40.98%	Proof	Distribution Number & Date Transferred	Payments (CDD check #)
		Raw Numbers Operations Revenue	Rounded Operations Revenue	Raw Numbers 2015 Debt Service Revenue	Rounded 2015 Debt Service Revenue	Raw Numbers 2017 Debt Service Revenue	Rounded 2017 Debt Service Revenue			
11/3/2022	956.91	379.72	379.72	185.02	185.02	392.17	392.17	-	595	2100
11/16/2022	18,526.21	7,351.60	7,351.60	3,582.08	3,582.08	7,592.52	7,592.52	0.01	598	2100
11/22/2022	9,611.02	3,813.86	3,813.86	1,858.31	1,858.31	3,938.85	3,938.85	-	599	2100
11/28/2022	39,979.02	15,864.54	15,864.54	7,730.03	7,730.03	16,384.45	16,384.45	-	600	2113
12/6/2022	488,551.30	193,867.71	193,867.71	94,462.50	94,462.50	200,221.08	200,221.08	0.01	602	2105/2104
12/13/2022	45,386.05	18,010.17	18,010.17	8,775.50	8,775.50	18,600.39	18,600.39	(0.01)	604	2117
1/5/2023	45,483.05	18,048.66	18,048.66	8,794.25	8,794.25	18,640.14	18,640.14	-	606	2129
1/23/2023	301.16	119.51	119.51	58.23	58.23	123.42	123.42	-	Int	
2/3/2023	\$1,962.82	778.89	778.89	379.52	379.52	804.41	804.41	-	610	2131
4/5/2023	\$14,260.11	5,658.72	5,658.72	2,757.22	2,757.22	5,844.17	5,844.17	-	616	
		-	-	-	-	-	-	-		
		-	-	-	-	-	-	-		
		-	-	-	-	-	-	-		
		-	-	-	-	-	-	-		
TOTAL	665,017.65	263,893.37	263,893.37	128,582.68	128,582.68	272,541.60	272,541.60	-		
Net Total on Roll	670,899.79		266,227.53		129,720.00		274,952.26	0		
Collection Surplus / (Deficit)	(5,882.14)		(2,334.16)		(1,137.32)		(2,410.66)			

Hillsborough County Tax Collector - Distribution of Property Tax Summary by Agency for 03-01-2023 to 03-31-2023 dated 04-06-2023 - Run 04/05/2023 10:04AM

Distribution ID	Act System Num	Agency Code	Funding Agency	Tax	Fees	Penalty	Interest	Discount	Allocated	Commission	Distributed Amt
616	DN022103	FNSD 00103	MIRABELLA CDD	2,421.60	0.00	0.00	0.00	0.00	2,421.60	48.43	2,373.17
616	DN022105	FNSD 00105	K-BAR RANCH CDD	35,958.28	0.00	0.00	0.00	-60.08	35,898.20	717.96	35,180.24
616	DN022106	FNSD 00106	EASTON PARK CDD	27,714.86	0.00	0.00	0.00	0.00	27,714.86	554.30	27,160.56
616	DN022107	FNSD 00107	THE HEIGHTS CDD	26,598.64	0.00	0.00	0.00	0.00	26,598.64	531.97	26,066.67
616	DN022108	FNSD 00108	WATERLEAF CDD	22,912.16	0.00	0.00	0.00	0.00	22,912.16	458.24	22,453.92
616	DN022110	FNSD 00110	HAWK'S POINT CDD	14,789.96	0.00	0.00	0.00	-21.67	14,768.29	295.37	14,472.92
616	DN022112	FNSD 00112	CHANNING PARK CDD	4,189.79	0.00	0.00	0.00	0.00	4,189.79	83.80	4,105.99
616	DN022114	FNSD 00114	FOREST BROOKE CDD	25,459.39	0.00	0.00	0.00	-27.76	25,431.63	508.63	24,923.00
616	DN022115	FNSD 00115	SPRING LAKE CDD	23,901.62	0.00	0.00	0.00	-33.17	23,868.45	477.37	23,391.08
616	DN022116	FNSD 00116	WATERSET NORTH CDD	53,267.14	0.00	0.00	0.00	0.00	53,267.14	1,065.34	52,201.80
616	DN022118	FNSD 00118	MAGNOLIA PARK CDD	3,400.28	0.00	0.00	0.00	0.00	3,400.28	68.00	3,332.28
616	DN022120	FNSD 00119	TRIPLE CREEK CDD	458,504.27	0.00	0.00	0.00	-465.08	458,039.19	9,160.79	448,878.40
616	DN022121	FNSD 00096	CORDOBA RANCH CDD	24,948.29	0.00	0.00	0.00	0.00	24,948.29	498.96	24,449.33
616	DN022124	FNSD 00124	FISHHAWK IV CDD	56,202.33	0.00	0.00	0.00	0.00	56,202.33	1,124.05	55,078.28
616	DN022125	FNSD 00125	PARK CREEK CDD	14,904.13	0.00	0.00	0.00	0.00	14,904.13	298.08	14,606.05
616	DN022126	FNSD 00126	HIDDEN CREEK CDD	11,994.34	0.00	0.00	0.00	0.00	11,994.34	239.88	11,754.46
616	DN022128	FNSD 00128	BULLFROG CREEK CDD	14,551.13	0.00	0.00	0.00	0.00	14,551.13	291.02	14,260.11
616	DN022129	FNSD 00129	DG FARMS CDD	16,462.74	0.00	0.00	0.00	0.00	16,462.74	329.26	16,133.48
616	DN022130	FNSD 00130	ENCORE CDD	9,848.99	0.00	0.00	0.00	0.00	9,848.99	196.98	9,652.01
616	DN022131	FNSD 00131	LA COLLINA CDD	10,888.74	0.00	0.00	0.00	0.00	10,888.74	217.77	10,670.97
616	DN022132	FNSD 00132	BALLENTRAE HILLSBOROUGH CDD	9,606.11	0.00	0.00	0.00	0.00	9,606.11	192.12	9,413.99
616	DN022133	FNSD 00133	WYNNMERE WEST CDD	4,907.32	0.00	0.00	0.00	0.00	4,907.32	98.15	4,809.17



INVOICE

Customer	Bullfrog Creek Community Development District
Acct #	789
Date	04/26/2023
Customer Service	Charisse Bitner
Page	1 of 1

Bullfrog Creek Community Development District
c/o Meritus
2005 Pan Am Circle, Suite120
Tampa, FL 33607

Payment Information	
Invoice Summary	\$ 630.00
Payment Amount	
Payment for:	Invoice#18172
100122722	

Thank You

Please detach and return with payment



Customer: Bullfrog Creek Community Development District

Invoice	Effective	Transaction	Description	Amount
18172	04/14/2023	Policy change	Policy #100122722 10/01/2022-10/01/2023 Florida Insurance Alliance Package - Add Prop-Monuments Due Date: 4/26/2023	630.00

Total

\$ 630.00

Thank You

FOR PAYMENTS SENT OVERNIGHT:
 Bank of America Lockbox Services, Lockbox 748555, 6000 Feldwood Rd. College Park, GA 30349

Remit Payment To: Egis Insurance Advisors

(321)233-9939

Date

P.O. Box 748555
 Atlanta, GA 30374-8555

sclimer@egisadvisors.com

04/26/2023

BULLFROG CREEK CDD
Summary of Operations and Maintenance Invoices

Vendor	Invoice/Account Number	Amount	Vendor Total	Comments/Description
Monthly Contract				
FIRST CHOICE AQUATIC WEED MANAGEMENT, LLC	83697	\$119.00		WATERWAY SERVICE - WEST
FIRST CHOICE AQUATIC WEED MANAGEMENT, LLC	83698	\$262.00	\$381.00	WATERWAY SERVICE - EAST
GREENVIEW LANDSCAPING	5BFMO23	\$3,232.50		LANDSCAPE - MAY 2023 - MIXED
INFRAMARK LLC	93710	\$3,231.60		DISTRICT INVOICE APRIL 2023
Monthly Contract Subtotal		\$6,845.10		
Variable Contract				
ESTHER RENEE MELVIN	EM 050923	\$200.00		SUPERVISOR FEE 05/09/23
JOSHUA KOWALKE	JK 050923	\$200.00		SUPERVISOR FEE 05/09/23
NANDA R. SHRESTHA	NS 050923	\$200.00		SUPERVISOR FEE 05/09/23
STRALEY ROBIN VERICKER	23120	\$1,256.20		GENERAL CONSULTING - PROFESSIONAL SERVICES THRU - 04/15/23
SUSAN BLAYLOCK	SB 050923	\$200.00		SUPERVISOR FEE 05/09/23
Variable Contract Subtotal		\$2,056.20		
Utilities				
BOCC	1129 042723 ACH	\$228.93		WATER SERVICE 03/28/23-04/26/23 - WEST
TECO	0571 050823 ACH	\$3,782.10		ELECTRICITY SERVICES 04/01/23-05/02/23 - EAST
TECO	6167 050823 ACH	\$1,901.51	\$5,683.61	ELECTRICITY SERVICES 04/01/23-05/02/23 - WEST
Utilities Subtotal		\$5,912.54		
Regular Services				
Regular Services Subtotal		\$0.00		
Additional Services				
SPEAREM ENTERPRISES	5755	\$625.00		LABOR - CLEAN AND PAINT
Additional Services Subtotal		\$625.00		
TOTAL		\$15,438.84		

Approved (with any necessary revisions noted):

Signature: _____

Title (Check one):

Invoice

First Choice Aquatic Weed Management, LLC

P.O. Box 593258
Orlando, FL 32859

Phone: 407-859-2020
Fax: 407-859-3275

Date	Invoice #
5/9/2023	83697

Bill To
Bullfrog Creek CDD c/o Inframark 2005 Pan Am Circle Dr., Ste. 300 Tampa, FL 33607

Customer P.O. No.	Payment Terms	Due Date
	Net 30	6/8/2023

Description	Amount
Monthly waterway service for the month this invoice is dated.	119.00

Thank you for your business.

Total	\$119.00
Payments/Credits	\$0.00
Balance Due	\$119.00



Job Name: _____

Customer Number: **405**_____ **Customer:** **FCA - BULLFROG CREEK**

Technician: **Ed**_____

Date: **05/03/2023**_____ **Time:** **11:57 AM**

Customer Signature: _____

Trash pickup

<u>CLARITY</u>	<u>FLOW</u>	<u>METHOD</u>	<u>CARP PROGRAM</u>	<u>WATER LEVEL</u>	<u>WEATHER</u>
<input type="checkbox"/> < 1'	<input checked="" type="checkbox"/> None	<input checked="" type="checkbox"/> ATV	<input type="checkbox"/> Boat	<input type="checkbox"/> High	<input checked="" type="checkbox"/> Clear
<input checked="" type="checkbox"/> 1-2'	<input type="checkbox"/> Slight	<input type="checkbox"/> Airboat	<input type="checkbox"/> Truck	<input type="checkbox"/> Normal	<input type="checkbox"/> Cloudy
<input type="checkbox"/> 2-4'	<input type="checkbox"/> Visible	<input type="checkbox"/> Backpack	<input type="checkbox"/> Barrier Inspected	<input checked="" type="checkbox"/> Low	<input checked="" type="checkbox"/> Windy
<input type="checkbox"/> > 4'					<input type="checkbox"/> Rainy

<input type="checkbox"/> Alligator	<input checked="" type="checkbox"/> Catfish	<input type="checkbox"/> Gallinules	<input type="checkbox"/> Osprey	<input type="checkbox"/> Woodstork
<input type="checkbox"/> Anhinga	<input type="checkbox"/> Coots	<input type="checkbox"/> Gambusia	<input type="checkbox"/> Otter	<input checked="" type="checkbox"/> Ducks
<input type="checkbox"/> Bass	<input type="checkbox"/> Cormorant	<input type="checkbox"/> Herons	<input type="checkbox"/> Snakes	<input type="checkbox"/>
<input type="checkbox"/> Bream	<input type="checkbox"/> Egrets	<input type="checkbox"/> Ibjs	<input type="checkbox"/> Turtles	

<input type="checkbox"/> Arrowhead	<input type="checkbox"/> Bulrush	<input type="checkbox"/> Golden Canna
<input checked="" type="checkbox"/> Bacopa	<input type="checkbox"/> Chara	<input checked="" type="checkbox"/> Gulf Spikerush
<input type="checkbox"/> Blue Flag Iris	<input type="checkbox"/> Cordgrass	<input type="checkbox"/> Lily

☐ Naiad ☐ _____

☐ Pickerelweed

☒ Soft Rush ☐



Invoice

First Choice Aquatic Weed Management, LLC

P.O. Box 593258
Orlando, FL 32859

Phone: 407-859-2020
Fax: 407-859-3275

Date	Invoice #
5/9/2023	83698

Bill To
Twin Creeks c/o Inframark 2005 Pan Am Circle, Suite 300 Tampa, FL 33607

Customer P.O. No.	Payment Terms	Due Date
	Net 30	6/8/2023

Description	Amount
Monthly waterway service for 4 waterways associated with Twin Creeks.	262.00

Thank you for your business.

Total	\$262.00
Payments/Credits	\$0.00
Balance Due	\$262.00



Job Name: _____
Customer Number: 441 Customer: FCA - TWIN CREEKS
Technician: Ed
Date: 05/03/2023 Time: 10:59 AM
Customer Signature: _____

<u>CLARITY</u>	<u>FLOW</u>	<u>METHOD</u>	<u>CARP PROGRAM</u>	<u>WATER LEVEL</u>	<u>WEATHER</u>
<input type="checkbox"/> < 1'	<input checked="" type="checkbox"/> None	<input checked="" type="checkbox"/> ATV	<input type="checkbox"/> Boat	<input type="checkbox"/> High	<input checked="" type="checkbox"/> Clear
<input checked="" type="checkbox"/> 1-2'	<input type="checkbox"/> Slight	<input type="checkbox"/> Airboat	<input type="checkbox"/> Truck	<input type="checkbox"/> Normal	<input type="checkbox"/> Cloudy
<input type="checkbox"/> 2-4'	<input type="checkbox"/> Visible	<input type="checkbox"/> Backpack		<input checked="" type="checkbox"/> Low	<input checked="" type="checkbox"/> Windy
<input type="checkbox"/> > 4'					<input type="checkbox"/> Rainy

<input type="checkbox"/> Alligator	<input type="checkbox"/> Catfish	<input type="checkbox"/> Gallinules	<input type="checkbox"/> Osprey	<input type="checkbox"/> Woodstork
<input type="checkbox"/> Anhinga	<input type="checkbox"/> Coots	<input type="checkbox"/> Gambusia	<input type="checkbox"/> Otter	<input checked="" type="checkbox"/> Ducks
<input type="checkbox"/> Bass	<input type="checkbox"/> Cormorant	<input type="checkbox"/> Herons	<input type="checkbox"/> Snakes	<input checked="" type="checkbox"/> Killdeer
<input type="checkbox"/> Bream	<input type="checkbox"/> Egrets	<input type="checkbox"/> Ibjs	<input checked="" type="checkbox"/> Turtles	

<input type="checkbox"/> Arrowhead	<input type="checkbox"/> Bulrush	<input type="checkbox"/> Golden Canna
<input type="checkbox"/> Bacopa	<input type="checkbox"/> Chara	<input type="checkbox"/> Gulf Spikerush
<input type="checkbox"/> Blue Flag Iris	<input type="checkbox"/> Cordgrass	<input type="checkbox"/> Lily

☐ Naiad ☐ _____

☐ Pickerelweed

☐ Soft Rush ☐ _____

Greenview Landscaping Inc.

P.O. BOX 12668
ST. PETE, FLORIDA 33733
727-906-8864

Invoice

Date	Invoice #
5/1/2023	5BFMO23

Bill To
BULLFROG CREEK CDD C/O RICK REIDT 2005 PAN AM CIRCLE STE 300 TAMPA, FL 3607

P.O. No.	Terms	Project

Quantity	Description	Rate	Amount
	MAY MONTHLY MAINTENANCE	3,232.50	3,232.50
		Total	\$3,232.50



2002 West Grand Parkway North
Suite 100
Katy, TX 77449

INVOICE#

#93710

CUSTOMER ID

C2279

PO#

INVOICE

DATE

4/28/2023

NET TERMS

Net 30

DUE DATE

5/28/2023

BILL TO

Bullfrog Creek Community
Development District
2005 Pan Am Cir Ste 300
Tampa FL 33607-6008
United States

Services provided for the Month of: April 2023

DESCRIPTION	QTY	UOM	RATE	MARKUPP	AMOUNT
District Management	1	Ea	2,916.67		2,916.67
Website Maintenance / Admin	1	Ea	100.00		100.00
Postage	11	Ea	0.60		6.60
Dissemination Services	1	Ea	208.33		208.33
Subtotal					3,231.60

Subtotal

\$3,231.60

Tax

\$0.00

Total Due

\$3,231.60

Remit To : Inframark LLC, PO BOX 733778, Dallas, Texas, 75373-3778

To pay by Credit Card, please contact us at 281-578-4299, 9:00am - 5:30pm EST, Monday – Friday. A surcharge fee may apply.

To pay via ACH or Wire, please refer to our banking information below:

Account Name: INFRAMARK, LLC

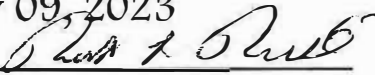
ACH - Bank Routing Number: 111000614 / Account Number: 912593196

Wire - Bank Routing Number: 021000021 / SWIFT Code: CHASUS33 / Account Number: 912593196

Please include the Customer ID and the Invoice Number on your form of payment.

BULLFROG CREEK CDD

MEETING DATE: May 09, 2023

DMS Staff Signature 

SUPERVISORS	CHECK IF IN ATTENDANCE	STATUS	PAYMENT AMOUNT
Joshua Kowalke	<i>yes</i>	Salary Accepted	\$200.00
Esther Melvin	<i>yes</i>	Salary Accepted	\$200.00
Susan Blaylock	<i>yes</i>	Salary Accepted	\$200.00
Nanda Shrestha	<i>yes</i>	Salary Accepted	\$200.00
Jesus M. Sosa		Salary Accepted	\$200.00

EM 050923

BULLFROG CREEK CDD

MEETING DATE: May 09, 2023

DMS Staff Signature *[Signature]*

SUPERVISORS	CHECK IF IN ATTENDANCE	STATUS	PAYMENT AMOUNT
Joshua Kowalke	<i>yes</i>	Salary Accepted	\$200.00
Esther Melvin	<i>yes</i>	Salary Accepted	\$200.00
Susan Blaylock	<i>yes</i>	Salary Accepted	\$200.00
Nanda Shrestha	<i>yes</i>	Salary Accepted	\$200.00
Jesus M. Sosa		Salary Accepted	\$200.00

JK 050923

BULLFROG CREEK CDD

MEETING DATE: May 09, 2023

DMS Staff Signature *[Signature]*

SUPERVISORS	CHECK IF IN ATTENDANCE	STATUS	PAYMENT AMOUNT
Joshua Kowalke	<i>yes</i>	Salary Accepted	\$200.00
Esther Melvin	<i>yes</i>	Salary Accepted	\$200.00
Susan Blaylock	<i>yes</i>	Salary Accepted	\$200.00
Nanda Shrestha	<i>yes</i>	Salary Accepted	\$200.00
Jesus M. Sosa		Salary Accepted	\$200.00

NS050923

Straley Robin Vericker

1510 W. Cleveland Street

Tampa, FL 33606

Telephone (813) 223-9400

Federal Tax Id. - 20-1778458

Bullfrog Creek Community Development District
2005 Pan Am Circle, Suite 300
Tampa, FL 33607

May 11, 2023

Client: 001573

Matter: 000001

Invoice #: 23120

Page: 1

RE: General

For Professional Services Rendered Through April 15, 2023

SERVICES

Date	Person	Description of Services	Hours	Amount
3/19/2023	LB	PREPARE DRAFT RESOLUTION APPROVING PROPOSED BUDGET AND SETTING PUBLIC HEARING FOR FY 2023-2024.	0.8	\$132.00
3/30/2023	LB	PREPARE DRAFT QUARTERLY REPORT TO DISSEMINATION AGENT FOR PERIOD ENDED MARCH 31, 2023.	0.3	\$49.50
4/7/2023	WAS	REVIEW QUARTERLY REPORT TO BOND DISSEMINATION AGENT FOR PERIOD ENDING MARCH 3, 2023 SERIES 2015 AND 2017 BONDS.	0.3	\$91.50
4/10/2023	WAS	REVIEW AGENDA PACKET FOR MONTHLY MEETING, COMMUNICATIONS WITH R. REIDT REGARDING LEGAL NEEDS OF THE DISTRICT, PLAN FOR INTRODUCTION TO BOARD OF SUPERVISORS.	0.5	\$152.50
4/11/2023	WAS	PREPARE FOR, TRAVEL TO, AND ATTEND BOARD OF SUPERVISORS MEETING.	2.0	\$610.00
4/14/2023	WAS	REVIEW RESOLUTION ADOPTING PRELIMINARY BUDGET AND SETTING PUBLIC HEARING.	0.6	\$183.00
4/14/2023	LB	FINALIZE QUARTERLY REPORT TO DISSEMINATION AGENT FOR PERIOD ENDED MARCH 31, 2023; PREPARE CORRESPONDENCE TO DISSEMINATION AGENT RE SAME.	0.2	\$35.00
Total Professional Services			4.7	\$1,253.50

DISBURSEMENTS

Date	Description of Disbursements	Amount
4/15/2023	Photocopies	\$2.70
	Total Disbursements	\$2.70
	Total Services	\$1,253.50
	Total Disbursements	\$2.70
	Total Current Charges	\$1,256.20
	Previous Balance	\$153.50
	Less Payments	(\$153.50)
	PAY THIS AMOUNT	\$1,256.20

Please Include Invoice Number on all Correspondence

BULLFROG CREEK CDD

MEETING DATE: May 09, 2023

DMS Staff Signature *[Signature]*

SUPERVISORS	CHECK IF IN ATTENDANCE	STATUS	PAYMENT AMOUNT
Joshua Kowalke	<i>yes</i>	Salary Accepted	\$200.00
Esther Melvin	<i>yes</i>	Salary Accepted	\$200.00
Susan Blaylock	<i>yes</i>	Salary Accepted	\$200.00
Nanda Shrestha	<i>yes</i>	Salary Accepted	\$200.00
Jesus M. Sosa		Salary Accepted	\$200.00

SB 050923



Hillsborough
County Florida

CUSTOMER NAME	ACCOUNT NUMBER	BILL DATE	DUE DATE
BULLFROG CREEK COMMUNITY DEV DISTRICT	6329271129	04/27/2023	05/18/2023

Service Address: 12710 BULLFROG CREEK RD

S-Page 1 of 1

METER NUMBER	PREVIOUS DATE	PREVIOUS READ	PRESENT DATE	PRESENT READ	CONSUMPTION	READ TYPE	METER DESCRIPTION
60880740	03/28/2023	46330	04/26/2023	47636	130600 GAL	ACTUAL	WATER

Service Address Charges

Customer Service Charge	\$5.28
Purchase Water Pass-Thru	\$394.41
Water Base Charge	\$378.48
Water Usage Charge	\$117.54

Summary of Account Charges

Previous Balance	\$1,142.26
Net Payments - Thank You	\$-1,809.04
Credit Amount	\$-666.78
Total Account Charges	\$895.71

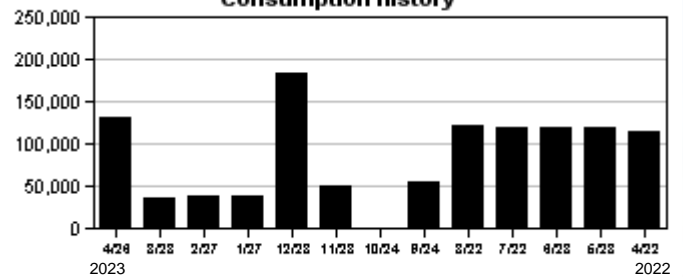
AMOUNT DUE	\$228.93
-------------------	-----------------

Important Message

Code Inspectors uphold the County's water use restrictions ordinance. Avoid fines of up to \$500 by following the allowable irrigation days and times and additional rules found on HCFLGov.net/WaterRestrictions. Call (813) 224-8993 to report a violation.

This account has ACH payment method

Consumption History



Hillsborough
County Florida

Make checks payable to: **BOCC**

ACCOUNT NUMBER: 6329271129



ELECTRONIC PAYMENTS BY CHECK OR

Automated Payment Line: (813) 276 8526
Internet Payments: HCFLGov.net/WaterBill
Additional Information: HCFLGov.net/Water



THANK YOU!



BULLFROG CREEK COMMUNITY DEV DISTRICT
2005 PAN AM CIRCLE, SUITE 300
TAMPA FL 33607-6008

2.476 8

DUE DATE	05/18/2023
AMOUNT DUE	\$228.93
AMOUNT PAID	



ACCOUNT INVOICE

tampaelectric.com



Statement Date: 05/08/2023
Account: 221006470571

Received

MAY 11 2023

BULLFROG CREEK CDD
9914 COWLEY RD
RIVERVIEW, FL 33578-7521

ACT

Current month's charges:	\$3,782.10
Total amount due:	\$3,782.10
Payment Due By:	05/30/2023

Your Account Summary

Previous Amount Due	\$3,782.10
Payment(s) Received Since Last Statement	-\$3,782.10
Current Month's Charges	\$3,782.10
Total Amount Due	\$3,782.10

DO NOT PAY. Your account will be drafted on 05/30/2023



DOWNED IS DANGEROUS!

If you see a downed power line,
move a safe distance away and call 911.

Visit TampaElectric.com/Safety
for more safety tips.

Amount not paid by due date may be assessed a late payment charge and an additional deposit.

Save Energy. Save Money.

It's never been easier with help from our many rebate programs for business.
TampaElectric.com/BizSave.

To ensure prompt credit, please return stub portion of this bill with your payment. Make checks payable to TECO.



WAYS TO PAY YOUR BILL



See reverse side for more information.

Account: 221006470571

Current month's charges:	\$3,782.10
Total amount due:	\$3,782.10
Payment Due By:	05/30/2023
Amount Enclosed	\$

631630902608 DO NOT PAY, YOUR ACCOUNT WILL BE DRAFTED ON 05/30/2023

00001071 02 AV 0.47 33607 FTECO105082323081110 00000 04 01000000 014 02 13836 006



BULLFROG CREEK CDD
2005 PAN AM CIRCLE SUITE 300
TAMPA, FL 33607-6008

MAIL PAYMENT TO:
TECO
P.O. BOX 31318
TAMPA, FL 33631-3318

631630902608 DO NOT PAY, YOUR ACCOUNT WILL BE DRAFTED ON 05/30/2023

Account: 221006470571
Statement Date: 05/08/2023
Current month's charges due 05/30/2023

Details of Charges – Service from 04/01/2023 to 05/02/2023

Service for: 9914 COWLEY RD, RIVERVIEW, FL 33578-7521

Rate Schedule: Lighting Service

Lighting Service Items LS-1 (Bright Choices) for 32 days

Lighting Energy Charge	1344 kWh @ \$0.03511/kWh	\$47.19
Fixture & Maintenance Charge	66 Fixtures	\$1657.92
Lighting Pole / Wire	66 Poles	\$1979.34
Lighting Fuel Charge	1344 kWh @ \$0.05169/kWh	\$69.47
Storm Protection Charge	1344 kWh @ \$0.01466/kWh	\$19.70
Clean Energy Transition Mechanism	1344 kWh @ \$0.00036/kWh	\$0.48
Storm Surcharge	1344 kWh @ \$0.00326/kWh	\$4.38
Florida Gross Receipt Tax		\$3.62

Lighting Charges

\$3,782.10

Total Current Month's Charges

\$3,782.10

00001071-0003488-Page 3 of 12

Important Messages

Be prepared this storm season

Visit your county's emergency management website to determine your flood zone, your hurricane evacuation zone, get flood depth data, flood insurance information or help with property flood protection.

Help for those with special needs

Emergency authorities can assist with arranging transportation or finding a shelter for those with special needs. A statewide registry provides county health departments and emergency management agencies with information to prepare and respond to disasters. Visit FloridaDisaster.org to learn more.

More clean energy to you

Tampa Electric has reduced its use of coal by 94% over the past 20 years and has cut its carbon footprint in half. This is all made possible through investments in technology that help us use more solar and cleaner, domestically produced natural gas to produce electricity. Today, Tampa Electric is the state's top producer of solar energy per customer. In 2022, our solar plants saved customers approximately \$78 million in fuel costs. Learn more at TampaElectric.com/SolarSavingsForYou. Our diverse fuel mix for the 12-month period ending Mar. 2023 includes Natural Gas 78%, Purchased Power 10%, Solar 7% and Coal 5%.





ACCOUNT INVOICE

tampaelectric.com



Received

Statement Date: 05/08/2023

Account: 211007106167

MAY 11 2023

BULLFROG CREEK CDD
BULLFROG CREEK PRESERVE RD
GIBSONTOWN, FL 33534-0000

ACH

Current month's charges:	\$1,901.51
Total amount due:	\$1,901.51
Payment Due By:	05/30/2023

Your Account Summary

Previous Amount Due	\$1,901.51
Payment(s) Received Since Last Statement	-\$1,901.51
Current Month's Charges	\$1,901.51
Total Amount Due	\$1,901.51

DO NOT PAY. Your account will be drafted on 05/30/2023



DOWNED IS DANGEROUS!

If you see a downed power line,
move a safe distance away and call 911.

Visit TampaElectric.com/Safety
for more safety tips.

Amount not paid by due date may be assessed a late payment charge and an additional deposit.

Save Energy. Save Money.

It's never been easier with help from our many rebate programs for business.
TampaElectric.com/BizSave.

To ensure prompt credit, please return stub portion of this bill with your payment. Make checks payable to TECO.



WAYS TO PAY YOUR BILL



See reverse side for more information

Account: 211007106167

Current month's charges:	\$1,901.51
Total amount due:	\$1,901.51
Payment Due By:	05/30/2023

Amount Enclosed

\$

642741985844 DO NOT PAY, YOUR ACCOUNT WILL BE DRAFTED
ON 05/30/2023

BULLFROG CREEK CDD
2005 PAN AM CIRCLE SUITE 300
TAMPA, FL 33607

MAIL PAYMENT TO:
TECO
P.O. BOX 31318
TAMPA, FL 33631-3318

Account: 211007106167
Statement Date: 05/08/2023
Current month's charges due 05/30/2023

Details of Charges – Service from 04/01/2023 to 05/02/2023

Service for: BULLFROG CREEK PRESERVE RD, GIBSONTOWN, FL 33534-0000

Rate Schedule: Lighting Service

Lighting Service Items LS-1 (Bright Choices) for 32 days

Lighting Energy Charge	1004 kWh @ \$0.03511/kWh	\$35.25
Fixture & Maintenance Charge	41 Fixtures	\$653.91
Lighting Pole / Wire	41 Poles	\$1139.39
Lighting Fuel Charge	1004 kWh @ \$0.05169/kWh	\$51.90
Storm Protection Charge	1004 kWh @ \$0.01466/kWh	\$14.72
Clean Energy Transition Mechanism	1004 kWh @ \$0.00036/kWh	\$0.36
Storm Surcharge	1004 kWh @ \$0.00326/kWh	\$3.27
Florida Gross Receipt Tax		\$2.71

Lighting Charges

\$1,901.51

Total Current Month's Charges

\$1,901.51

00001071-0003491-Page 9 of 12

Important Messages

Be prepared this storm season

Visit your county's emergency management website to determine your flood zone, your hurricane evacuation zone, get flood depth data, flood insurance information or help with property flood protection.

Help for those with special needs

Emergency authorities can assist with arranging transportation or finding a shelter for those with special needs. A statewide registry provides county health departments and emergency management agencies with information to prepare and respond to disasters. Visit FloridaDisaster.org to learn more.

More clean energy to you

Tampa Electric has reduced its use of coal by 94% over the past 20 years and has cut its carbon footprint in half. This is all made possible through investments in technology that help us use more solar and cleaner, domestically produced natural gas to produce electricity. Today, Tampa Electric is the state's top producer of solar energy per customer. In 2022, our solar plants saved customers approximately \$78 million in fuel costs. Learn more at TampaElectric.com/SolarSavingsForYou. Our diverse fuel mix for the 12-month period ending Mar. 2023 includes Natural Gas 78%, Purchased Power 10%, Solar 7% and Coal 5%.



Spearem Enterprises, LLC

7842 Land O' Lakes Blvd. #335
Land O' Lakes, FL 34638
+1 8139978101
spearem.jmb@gmail.com



INVOICE

BILL TO
Bullfrog Creek CDD
Meritus
2005 Pan Am Circle Dr., Suite 300
Tampa , FL 33607

INVOICE 5755
DATE 05/16/2023
TERMS Net 15
DUE DATE 05/31/2023

ACTIVITY	QTY	RATE	AMOUNT
Labor Clean and Paint entryway monument (center island) at gate. Cost includes labor and material.	1	625.00	625.00

Thank You! We Appreciate Your Business.

BALANCE DUE **\$625.00**

Bullfrog Creek Community Development District

Financial Statements
(Unaudited)

Period Ending
May 31, 2023

Prepared by:



2005 Pan Am Circle ~ Suite 300 ~ Tampa, Florida 33607
Phone (813) 873-7300 ~ Fax (813) 873-7070

BULLFROG CREEK COMMUNITY DEVELOPMENT DISTRICT

Balance Sheet

As of May 31, 2023

(In Whole Numbers)

ACCOUNT DESCRIPTION	GENERAL FUND - ADMIN	GENERAL FUND - WEST	GENERAL FUND - EAST	SERIES 2015 DEBT SERVICE FUND	SERIES 2017 DEBT SERVICE FUND	GENERAL FIXED ASSETS ACCOUNT GROUP FUND	GENERAL LONG TERM DEBT ACCOUNT GROUP FUND	TOTAL
<u>ASSETS</u>								
Cash - Operating Account	\$ 211,210	\$ -	\$ -	\$ -	\$ -	\$ -	\$ -	\$ 211,210
Accounts Receivable - Other	10	-	-	-	-	-	-	10
Due From Other Funds	-	30,241	53,954	1,103	2,338	-	-	87,636
Investments:								
Interest Account	-	-	-	-	29	-	-	29
Prepayment Account	-	-	-	346	259	-	-	605
Reserve Fund	-	-	-	13,099	137,406	-	-	150,505
Revenue Fund	-	-	-	120,488	196,023	-	-	316,511
Deposits	3,772	-	-	-	-	-	-	3,772
Fixed Assets								
Construction Work In Process	-	-	-	-	-	3,638,907	-	3,638,907
Amount Avail In Debt Services	-	-	-	-	-	-	449,529	449,529
Amount To Be Provided	-	-	-	-	-	-	4,885,471	4,885,471
TOTAL ASSETS	\$ 214,992	\$ 30,241	\$ 53,954	\$ 135,036	\$ 336,055	\$ 3,638,907	\$ 5,335,000	\$ 9,744,185
<u>LIABILITIES</u>								
Accounts Payable	\$ 11,137	\$ -	\$ -	\$ -	\$ -	\$ -	\$ -	\$ 11,137
Bonds Payable	-	-	-	-	-	-	5,335,000	5,335,000
Due To Other Funds	87,636	-	-	-	-	-	-	87,636
TOTAL LIABILITIES	98,773	-	-	-	-	-	5,335,000	5,433,773

BULLFROG CREEK COMMUNITY DEVELOPMENT DISTRICT

Balance Sheet

As of May 31, 2023

(In Whole Numbers)

ACCOUNT DESCRIPTION	GENERAL FUND - ADMIN	GENERAL FUND - WEST	GENERAL FUND - EAST	SERIES 2015 DEBT SERVICE FUND	SERIES 2017 DEBT SERVICE FUND	GENERAL FIXED ASSETS ACCOUNT GROUP FUND	GENERAL LONG TERM DEBT ACCOUNT GROUP FUND	TOTAL
<u>FUND BALANCES</u>								
Restricted for:								
Debt Service	-	-	-	135,036	336,055	-	-	471,091
Unassigned:	116,219	30,241	53,954	-	-	3,638,907	-	3,839,321
TOTAL FUND BALANCES	116,219	30,241	53,954	135,036	336,055	3,638,907	-	4,310,412
TOTAL LIABILITIES & FUND BALANCES	\$ 214,992	\$ 30,241	\$ 53,954	\$ 135,036	\$ 336,055	\$ 3,638,907	\$ 5,335,000	\$ 9,744,185

BULLFROG CREEK COMMUNITY DEVELOPMENT DISTRICT
Statement of Revenues, Expenditures and Changes in Fund Balances
For the Period Ending May 31, 2023
General Fund - Admin (001)
(In Whole Numbers)

ACCOUNT DESCRIPTION	ANNUAL ADOPTED BUDGET	YEAR TO DATE ACTUAL	VARIANCE (\$) FAV(UNFAV)	YTD ACTUAL AS A % OF ADOPTED BUD
<u>REVENUES</u>				
Special Assmnts- Tax Collector	\$ 80,009	\$ 80,352	\$ 343	100.43%
TOTAL REVENUES	80,009	80,352	343	100.43%
<u>EXPENDITURES</u>				
<u>Administration</u>				
Supervisor Fees	12,000	4,400	7,600	36.67%
District Counsel	6,000	1,991	4,009	33.18%
District Engineer	6,000	800	5,200	13.33%
District Manager	35,000	23,333	11,667	66.67%
Auditing Services	5,300	-	5,300	0.00%
Website Compliance	1,900	1,100	800	57.89%
Postage, Phone, Faxes, Copies	300	150	150	50.00%
Public Officials Insurance	2,674	2,395	279	89.57%
Legal Advertising	2,000	-	2,000	0.00%
Bank Fees	150	-	150	0.00%
Meeting Expense	2,260	-	2,260	0.00%
Website Administration	1,500	1,158	342	77.20%
Dues, Licenses, Subscriptions	175	175	-	100.00%
Total Administration	75,259	35,502	39,757	47.17%
<u>Other Physical Environment</u>				
Insurance - General Liability	3,342	2,994	348	89.59%
Insurance -Property & Casualty	1,408	1,919	(511)	136.29%
Total Other Physical Environment	4,750	4,913	(163)	103.43%
TOTAL EXPENDITURES	80,009	40,415	39,594	50.51%
Excess (deficiency) of revenues				
Over (under) expenditures	-	39,937	39,937	0.00%
FUND BALANCE, BEGINNING (OCT 1, 2022)		76,282		
FUND BALANCE, ENDING		\$ 116,219		

BULLFROG CREEK COMMUNITY DEVELOPMENT DISTRICT
Statement of Revenues, Expenditures and Changes in Fund Balances
For the Period Ending May 31, 2023
General Fund - West (002)
(In Whole Numbers)

ACCOUNT DESCRIPTION	ANNUAL ADOPTED BUDGET	YEAR TO DATE ACTUAL	VARIANCE (\$) FAV(UNFAV)	YTD ACTUAL AS A % OF ADOPTED BUD
REVENUES				
Special Assmnts- Tax Collector	\$ 70,217	\$ 70,017	\$ (200)	99.72%
TOTAL REVENUES	70,217	70,017	(200)	99.72%
EXPENDITURES				
<u>Electric Utility Services</u>				
Utility - Electric	29,500	14,613	14,887	49.54%
Total Electric Utility Services	29,500	14,613	14,887	49.54%
<u>Water-Sewer Comb Services</u>				
Utility - Water	5,000	6,380	(1,380)	127.60%
Total Water-Sewer Comb Services	5,000	6,380	(1,380)	127.60%
<u>Other Physical Environment</u>				
Contracts-Waterway Maint.	1,428	4,452	(3,024)	311.76%
Contracts - Landscape	12,960	6,788	6,172	52.38%
Amenity Center Pest Control	4,000	-	4,000	0.00%
R&M-Other Landscape	6,000	1,690	4,310	28.17%
R&M-Plant Replacement	2,000	570	1,430	28.50%
Landscape - Mulch	1,000	495	505	49.50%
Recreation / Park Facility Maintenance	1,000	1,188	(188)	118.80%
Irrigation Maintenance	1,000	-	1,000	0.00%
Reserve	2,612	625	1,987	23.93%
Total Other Physical Environment	32,000	15,808	16,192	49.40%
<u>Debt Service</u>				
ProfServ-Trustee Fees	3,717	4,678	(961)	125.85%
Total Debt Service	3,717	4,678	(961)	125.85%
TOTAL EXPENDITURES	70,217	41,479	28,738	59.07%
Excess (deficiency) of revenues				
Over (under) expenditures	-	28,538	28,538	0.00%
FUND BALANCE, BEGINNING (OCT 1, 2022)		1,703		
FUND BALANCE, ENDING		\$ 30,241		

BULLFROG CREEK COMMUNITY DEVELOPMENT DISTRICT
Statement of Revenues, Expenditures and Changes in Fund Balances
For the Period Ending May 31, 2023
General Fund - East (003)
(In Whole Numbers)

ACCOUNT DESCRIPTION	ANNUAL ADOPTED BUDGET	YEAR TO DATE ACTUAL	VARIANCE (\$) FAV(UNFAV)	YTD ACTUAL AS A % OF ADOPTED BUD
REVENUES				
Special Assmnts- Tax Collector	\$ 116,000	\$ 115,668	\$ (332)	99.71%
TOTAL REVENUES	116,000	115,668	(332)	99.71%
EXPENDITURES				
<u>Electric Utility Services</u>				
Utility - Electric	29,000	29,259	(259)	100.89%
Total Electric Utility Services	29,000	29,259	(259)	100.89%
<u>Other Physical Environment</u>				
Waterway Management - Other	6,000	-	6,000	0.00%
Contracts-Waterway Maint.	3,109	2,096	1,013	67.42%
Contracts - Landscape	30,240	18,102	12,138	59.86%
Amenity Center Pest Control	10,000	-	10,000	0.00%
R&M-Other Landscape	6,000	-	6,000	0.00%
R&M-Plant Replacement	4,000	2,030	1,970	50.75%
Landscape - Mulch	6,000	1,155	4,845	19.25%
Irrigation Maintenance	3,000	-	3,000	0.00%
Capital Outlay	2,000	2,945	(945)	147.25%
Reserve	10,434	-	10,434	0.00%
Total Other Physical Environment	80,783	26,328	54,455	32.59%
<u>Debt Service</u>				
ProfServ-Dissemination Agent	2,500	1,667	833	66.68%
ProfServ-Trustee Fees	3,717	6,165	(2,448)	165.86%
Total Debt Service	6,217	7,832	(1,615)	125.98%
TOTAL EXPENDITURES	116,000	63,419	52,581	54.67%
Excess (deficiency) of revenues				
Over (under) expenditures	-	52,249	52,249	0.00%
FUND BALANCE, BEGINNING (OCT 1, 2022)		1,705		
FUND BALANCE, ENDING		\$ 53,954		

BULLFROG CREEK COMMUNITY DEVELOPMENT DISTRICT
Statement of Revenues, Expenditures and Changes in Fund Balances
For the Period Ending May 31, 2023
Series 2015 Debt Service Fund (200)
(In Whole Numbers)

ACCOUNT DESCRIPTION	ANNUAL ADOPTED BUDGET	YEAR TO DATE ACTUAL	VARIANCE (\$) FAV(UNFAV)	YTD ACTUAL AS A % OF ADOPTED BUD
<u>REVENUES</u>				
Interest - Investments	\$ -	\$ 2,993	\$ 2,993	0.00%
Special Assmnts- Tax Collector	-	129,627	129,627	0.00%
TOTAL REVENUES	-	132,620	132,620	0.00%
<u>EXPENDITURES</u>				
<u>Debt Service</u>				
Principal Debt Retirement	-	35,000	(35,000)	0.00%
Interest Expense	-	88,991	(88,991)	0.00%
Total Debt Service	-	123,991	(123,991)	0.00%
TOTAL EXPENDITURES	-	123,991	(123,991)	0.00%
Excess (deficiency) of revenues				
Over (under) expenditures	-	8,629	8,629	0.00%
FUND BALANCE, BEGINNING (OCT 1, 2022)		126,407		
FUND BALANCE, ENDING		\$ 135,036		

BULLFROG CREEK COMMUNITY DEVELOPMENT DISTRICT
Statement of Revenues, Expenditures and Changes in Fund Balances
For the Period Ending May 31, 2023
Series 2017 Debt Service Fund (201)
(In Whole Numbers)

ACCOUNT DESCRIPTION	ANNUAL ADOPTED BUDGET	YEAR TO DATE ACTUAL	VARIANCE (\$) FAV(UNFAV)	YTD ACTUAL AS A % OF ADOPTED BUD
<u>REVENUES</u>				
Interest - Investments	\$ -	\$ 1,464	\$ 1,464	0.00%
Special Assmnts- Tax Collector	272,844	274,756	1,912	100.70%
TOTAL REVENUES	272,844	276,220	3,376	101.24%
<u>EXPENDITURES</u>				
<u>Debt Service</u>				
Principal Debt Retirement	80,000	75,000	5,000	93.75%
Interest Expense	192,844	194,344	(1,500)	100.78%
Total Debt Service	272,844	269,344	3,500	98.72%
TOTAL EXPENDITURES	272,844	269,344	3,500	98.72%
Excess (deficiency) of revenues				
Over (under) expenditures	-	6,876	6,876	0.00%
FUND BALANCE, BEGINNING (OCT 1, 2022)		329,179		
FUND BALANCE, ENDING		\$ 336,055		

BULLFROG CREEK COMMUNITY DEVELOPMENT DISTRICT
Statement of Revenues, Expenditures and Changes in Fund Balances
For the Period Ending May 31, 2023
General Fixed Assets Account Group Fund (900)
(In Whole Numbers)

ACCOUNT DESCRIPTION	ANNUAL ADOPTED BUDGET	YEAR TO DATE ACTUAL	VARIANCE (\$) FAV(UNFAV)	YTD ACTUAL AS A % OF ADOPTED BUD
<u>REVENUES</u>				
TOTAL REVENUES	-	-	-	0.00%
<u>EXPENDITURES</u>				
TOTAL EXPENDITURES	-	-	-	0.00%
Excess (deficiency) of revenues				
Over (under) expenditures	-	-	-	0.00%
FUND BALANCE, BEGINNING (OCT 1, 2022)		3,638,907		
FUND BALANCE, ENDING		\$ 3,638,907		

BULLFROG CREEK CDD

Bank Reconciliation

Bank Account No. 6988 Wells Fargo - GF Operating
Statement No. 05-23
Statement Date 5/31/2023

G/L Balance (LCY)	211,209.80	Statement Balance	214,041.71
G/L Balance	211,209.80	Outstanding Deposits	0.00
Positive Adjustments	0.00		
		Subtotal	214,041.71
Subtotal	211,209.80	Outstanding Checks	2,831.91
Negative Adjustments	0.00	Differences	0.00
Ending G/L Balance	211,209.80	Ending Balance	211,209.80
Difference	0.00		

Posting Date	Document Type	Document No.	Description	Amount	Cleared Amount	Difference
Checks						
4/27/2023	Payment	2158	ESTHER RENEE MELVIN	200	200.00	0.00
4/27/2023	Payment	2159	JESUS M. SOSA BURGOS	200	200.00	0.00
4/27/2023	Payment	2160	NANDA R. SHRESTHA	200	200.00	0.00
4/27/2023	Payment	2161	SUSAN BLAYLOCK	200	200.00	0.00
5/4/2023	Payment	2162	EGIS INSURANCE	630	630.00	0.00
5/4/2023	Payment	2163	INFRAMARK LLC	3231.6	3,231.60	0.00
5/18/2023	Payment	2165	JOSHUA KOWALKE	200	200.00	0.00
5/18/2023	Payment	2166	NANDA R. SHRESTHA	200	200.00	0.00
5/18/2023	Payment	2167	SUSAN BLAYLOCK	200	200.00	0.00
5/25/2023	Payment	2168	FIRST CHOICE AQUATIC WEED	381	381.00	0.00
5/31/2023	Payment	DD103	Payment of Invoice 000229	228.93	228.93	0.00
5/31/2023	Payment	DD104	Payment of Invoice 000240	3782.1	3,782.10	0.00
5/31/2023	Payment	DD105	Payment of Invoice 000241	1901.51	1,901.51	0.00
Total Checks				11,555.14	11,555.14	0.00
Outstanding Checks						
10/13/2022	Payment	2064	BOCC	575.71	0.00	575.71
10/14/2022	Payment	2070	DEPARTMENT OF ECONOMIC	175.00	0.00	175.00
5/18/2023	Payment	2164	ESTHER RENEE MELVIN	200.00	0.00	200.00
5/25/2023	Payment	2169	SPEAREM ENTERPRISES	625.00	0.00	625.00
5/25/2023	Payment	2170	STRALEY ROBIN VERICKER	1,256.20	0.00	1,256.20
Total Outstanding Checks.....				2,831.91		2,831.91